

# MasterCard SpendingPulse™ U.S. Retail Sales Report

## May 2009

**BINDING TERMS OF USE**

### Total U.S. Retail Sales (ex. Auto) Increase +0.2%

Reading and/or use of this SpendingPulse™ report or any data within it is subject to your agreement with MasterCard and the further terms and conditions on the last page. By reading or otherwise using this report or any of its data, you are hereby legally bound by all of these terms and conditions.

	Seasonally Adjusted			Not Seasonally Adjusted		
	Current Mo. Vs. Prior Mo.	Current Mo. Vs. Same Mo. Prior Year	3 Mo. Average Yr/Yr	Current Mo. Vs. Prior Mo.	Current Mo. Vs. Same Mo. Prior Year	3 Mo. Average Yr/Yr
U.S. Retail Sales (ex. Auto)	▲ +0.2%	▼ -5.9%	▼ -5.5%	▲ +5.9%	▼ -6.8%	▼ -6.1%
U.S. Retail Sales (ex. Auto ex. Gas)	▲ +1.1%	▼ -0.7%	▼ -1.3%	▲ +5.4%	▼ -2.2%	▼ -1.8%
U.S. Retail Sales (ex. Auto ex. Gas ex. Build. Mat'l's)	▲ +0.5%	0.0%	▲ +0.2%	▲ +3.5%	▼ -1.6%	▼ -0.3%
U.S. Non-Durables Price Index				▲ +1.3%	▼ -13.9%	▼ -14.8%

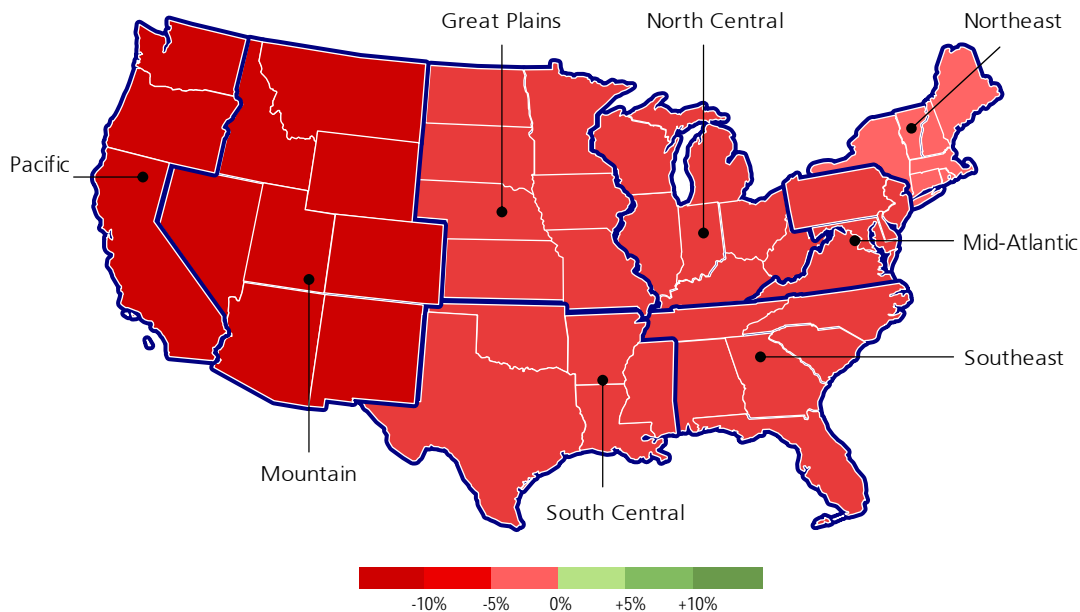
#### Report Highlights

- Consumer spending slowed in May, as retail sales ex autos posted a -6.8% year-to-year decline last month, well below April's -4.7% year-to-year drop.
- Even retail sales ex gasoline, arguably a more accurate measure of consumer spending these days, showed further signs of sluggishness. Excluding gas, retail sales ex autos posted a -2.2% year-to-year decline this month, down from the -0.1% year-to-year drop of April.
- The further contraction in sales in May may be due in some part to calendar effects, namely a late Easter that boosted April's sales and an extra Sunday in May that dampened sales totals for the month. Seasonally adjusted retail sales actually showed modest growth in May, growing 0.2% month-to-month, their strongest showing since January.

For additional information and to obtain a subscription to SpendingPulse™

Please contact MasterCard Advisors at:  
[www.SpendingPulse.com](http://www.SpendingPulse.com)  
or email:  
[SpendingPulse\\_support@mastercard.com](mailto:SpendingPulse_support@mastercard.com)

#### Regional Unadjusted Year/Year % Change in U.S. Retail Sales (ex. Auto)



#### Table of Contents

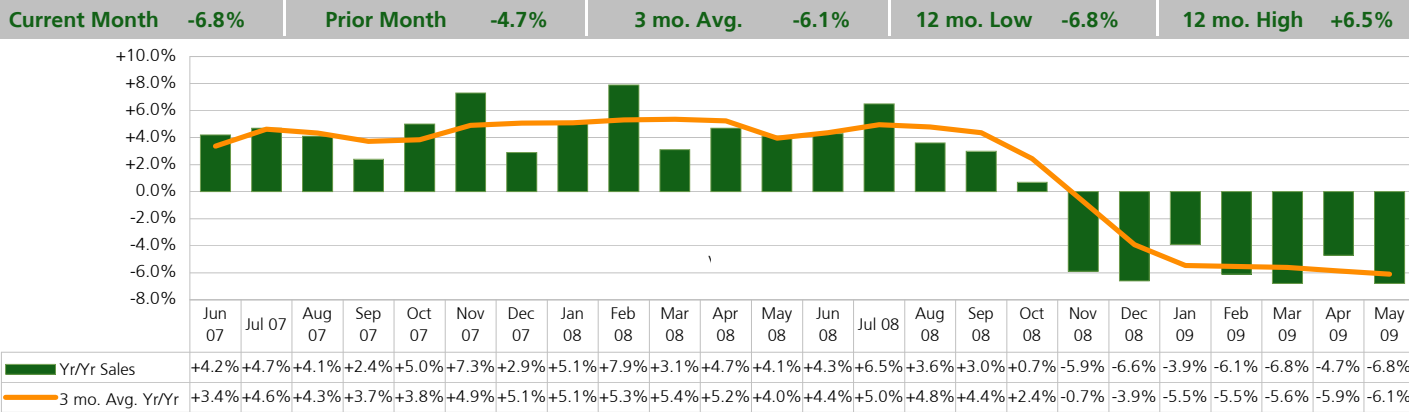
	page
U.S. Retail Overview .....	1
Year-over-Year Sales .....	2
Price Index Data .....	3
Data History .....	4
Definitions .....	5

# MasterCard SpendingPulse™ U.S. Retail Sales Report

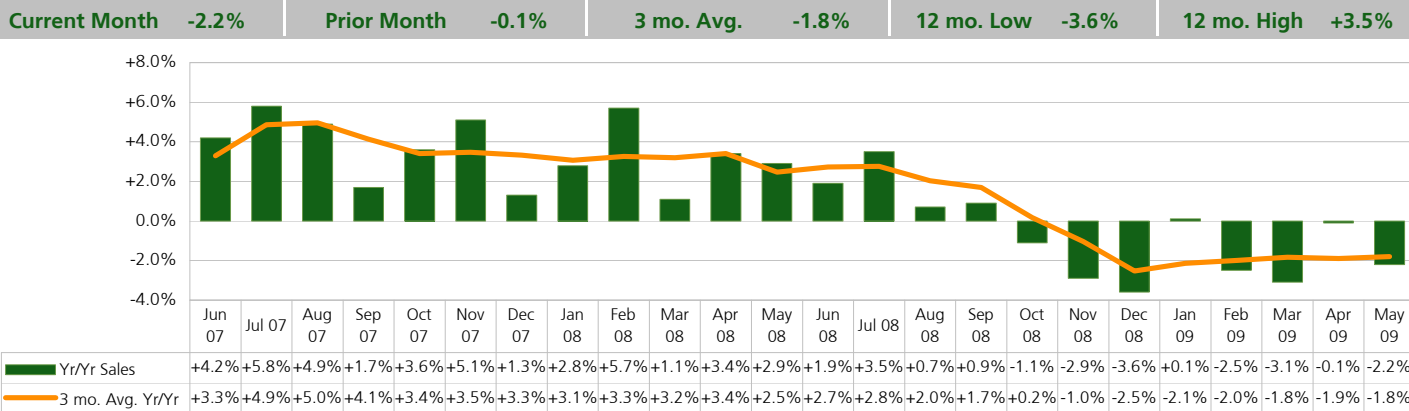
## May 2009

ALL DATA NOT SEASONALLY ADJUSTED

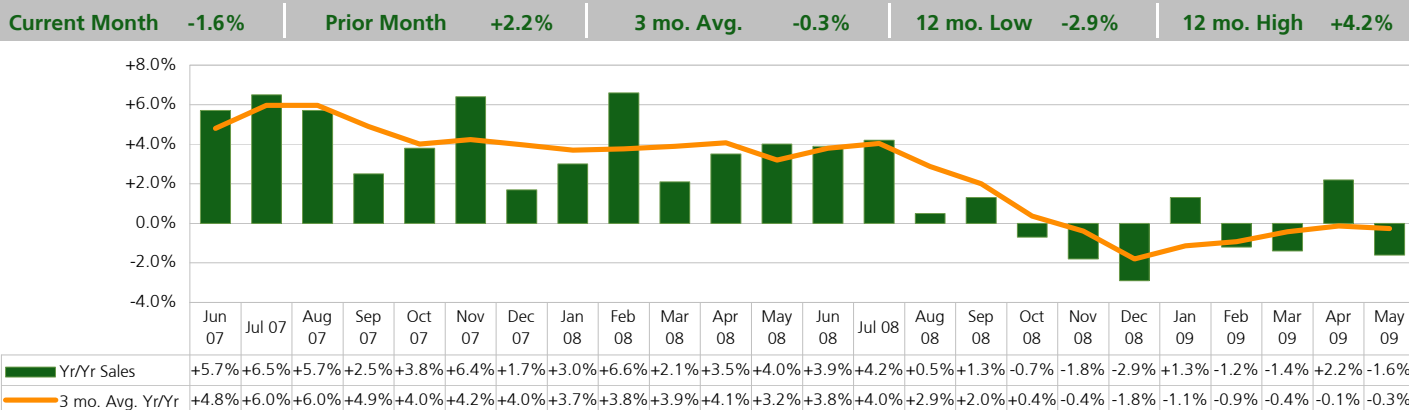
### U.S. Retail Sales ex. Auto Yr./Yr. % Change



### U.S. Retail Sales ex. Auto ex. Gasoline Yr./Yr. % Change



### U.S. Retail Sales ex. Auto ex. Gasoline ex. Building Materials Yr./Yr. % Change



All Data NOT SEASONALLY ADJUSTED

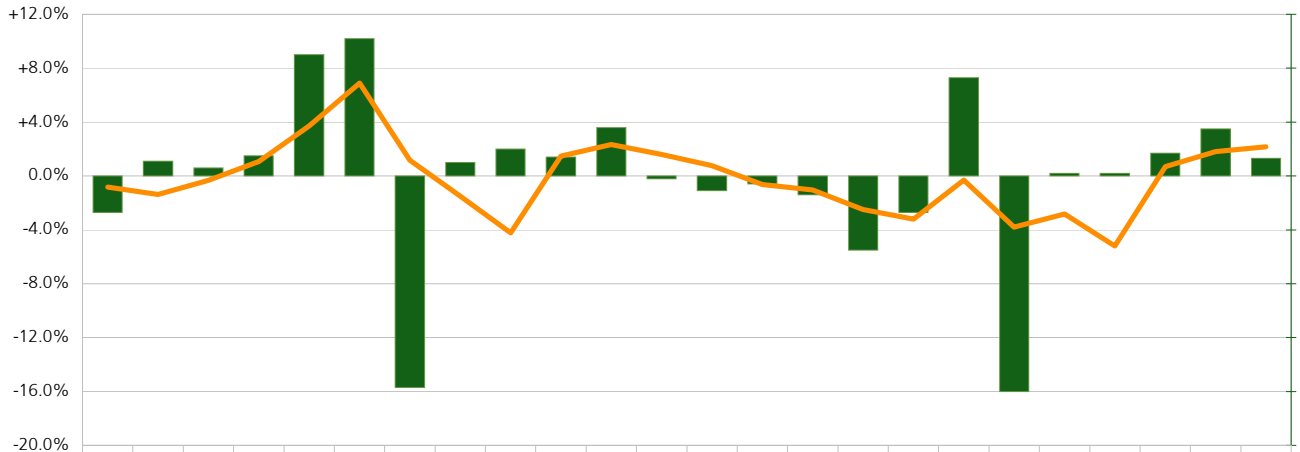
# MasterCard SpendingPulse™ U.S. Retail Sales Report

## May 2009

ALL DATA NOT SEASONALLY ADJUSTED

### U.S. Non-Durables Price Index Mo./Mo. % Change

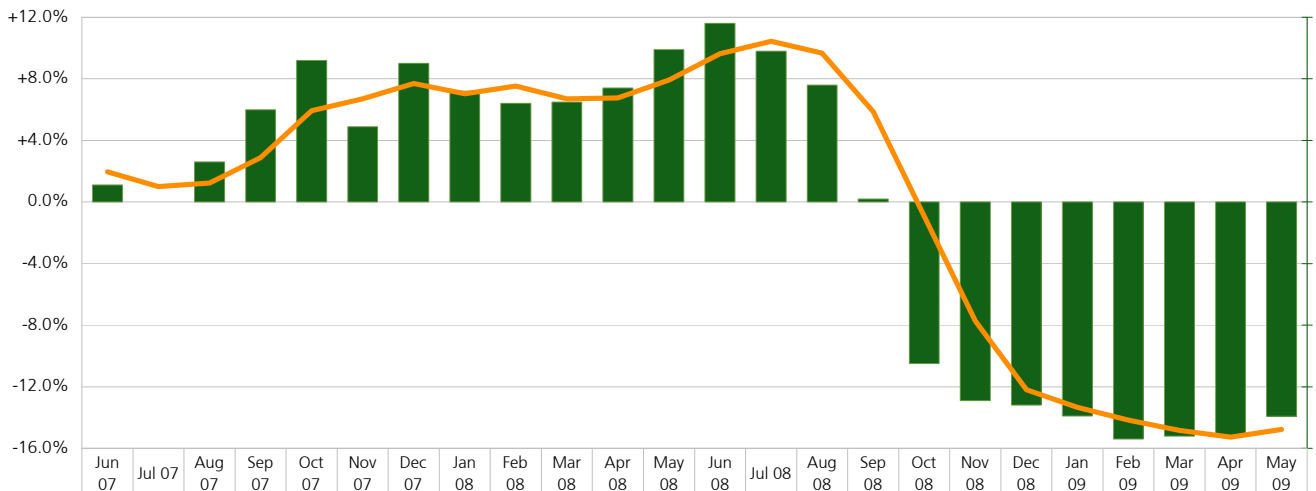
Current Month **+1.3%** | Prior Month **+3.5%** | 3 mo. Avg. **+2.2%** | 12 mo. Low **-16.0%** | 12 mo. High **+7.3%**



Mo/Mo % Change	-2.7%	+1.1%	+0.6%	+1.5%	+9.0%	+10.2%	-15.7%	+1.0%	+2.0%	+1.4%	+3.6%	-0.2%	-1.1%	-0.6%	-1.4%	-5.5%	-2.7%	+7.3%	-16.0%	+0.2%	+0.2%	+1.7%	+3.5%	+1.3%
3 mo. Avg. Mo/Mo	-0.8%	-1.4%	-0.3%	+1.1%	+3.7%	+6.9%	+1.2%	-1.5%	-4.2%	+1.5%	+2.3%	+1.6%	+0.8%	-0.6%	-1.0%	-2.5%	-3.2%	-0.3%	-3.8%	-2.8%	-5.2%	+0.7%	+1.8%	+2.2%

### U.S. Non-Durables Price Index Yr./Yr. % Change

Current Month **-13.9%** | Prior Month **-15.2%** | 3 mo. Avg. **-14.8%** | 12 mo. Low **-15.4%** | 12 mo. High **+11.6%**



Yr/Yr % Change	+1.1%	0.0%	+2.6%	+6.0%	+9.2%	+4.9%	+9.0%	+7.2%	+6.4%	+6.5%	+7.4%	+9.9%	+11.6%	+9.8%	+7.6%	+0.2%	-10.5%	-12.9%	-13.2%	-13.9%	-15.4%	-15.2%	-15.2%	-13.9%
3 mo. Avg. Yr/Yr	+2.0%	+1.0%	+1.2%	+2.9%	+5.9%	+6.7%	+7.7%	+7.0%	+7.5%	+6.7%	+6.8%	+7.9%	+9.6%	+10.4%	+9.7%	+5.9%	-0.9%	-7.7%	-12.2%	-13.3%	-14.2%	-14.8%	-15.3%	-14.8%

All Data NOT SEASONALLY ADJUSTED

# MasterCard SpendingPulse™

## U.S. Retail Sales Data

U.S. Macroeconomic Data	% Changes											
	Seasonally Adjusted						Not Seasonally Adjusted					
	U.S. Retail Sales excl. Auto		U.S. Retail Sales excl. Auto excl. Gasoline		U.S. Retail Sales excl. Auto excl. Gasoline excl. Build Mat'l's		U.S. Retail Sales excl. Auto		U.S. Retail Sales excl. Auto excl. Gasoline		U.S. Retail Sales excl. Auto excl. Gasoline excl. Build Mat'l's	
	Mo/Mo Sales	Yr/ Yr Sales	Mo/Mo Sales	Yr/ Yr Sales	Mo/Mo Sales	Yr/ Yr Sales	Mo/Mo Sales	Yr/ Yr Sales	Mo/Mo Sales	Yr/ Yr Sales	Mo/Mo Sales	Yr/ Yr Sales
<b>May 2009</b>	<b>+0.2%</b>	<b>-5.9%</b>	<b>+1.1%</b>	<b>-0.7%</b>	<b>+0.5%</b>	<b>+0.0%</b>	<b>+5.9%</b>	<b>-6.8%</b>	<b>+5.4%</b>	<b>-2.2%</b>	<b>+3.5%</b>	<b>-1.6%</b>
April 2009	-0.6%	-5.7%	-1.2%	-1.7%	-0.6%	+0.5%	-0.2%	-4.7%	+0.2%	-0.1%	-1.0%	+2.2%
March 2009	-0.9%	-4.8%	+0.4%	-1.5%	+1.0%	+0.2%	+10.2%	-6.8%	+9.8%	-3.1%	+8.7%	-1.4%
February 2009	+0.1%	-3.0%	+0.4%	+1.3%	+1.1%	+2.5%	-3.6%	-6.1%	-3.6%	-2.5%	-3.1%	-1.2%
January 2009	+4.3%	-4.0%	+3.6%	-0.9%	+2.7%	-0.2%	-20.5%	-3.9%	-22.2%	+0.1%	-23.4%	+1.3%
December 2008	-3.8%	-7.6%	-4.3%	-3.8%	-4.7%	-2.4%	+13.8%	-6.6%	+16.1%	-3.6%	+18.0%	-2.9%
November 2008	-2.8%	-4.5%	+2.9%	-1.3%	+3.9%	-0.2%	-0.9%	-5.9%	+4.8%	-2.9%	+8.0%	-1.8%
October 2008	-1.7%	+0.4%	-2.3%	-1.5%	-2.8%	-1.1%	+2.0%	+0.7%	+2.3%	-1.1%	+1.6%	-0.7%
September 2008	-3.0%	+1.8%	-2.7%	+0.3%	-1.5%	+1.3%	-9.4%	+3.0%	-9.1%	+0.9%	-8.4%	+1.3%
August 2008	+0.4%	+5.2%	+0.7%	+1.3%	+0.0%	+0.9%	+2.1%	+3.6%	+2.9%	+0.7%	+2.7%	+0.5%
July 2008	+0.9%	+4.7%	-1.7%	+1.6%	-2.5%	+2.1%	+0.1%	+6.5%	-0.6%	+3.5%	-1.1%	+4.2%
June 2008	+1.1%	+4.3%	+2.8%	+3.8%	+3.3%	+5.4%	-2.0%	+4.3%	-3.0%	+1.9%	-1.1%	+3.9%
May 2008	+0.3%	+3.9%	+0.0%	+2.4%	+0.9%	+3.2%	+8.3%	+4.1%	+7.7%	+2.9%	+7.5%	+4.0%
April 2008	+0.4%	+4.4%	-1.0%	+2.8%	-0.9%	+3.2%	-2.4%	+4.7%	-2.8%	+3.4%	-4.5%	+3.5%
March 2008	+1.0%	+3.1%	+3.3%	+1.6%	+3.2%	+2.4%	+11.0%	+3.1%	+10.6%	+1.1%	+9.0%	+2.1%
February 2008	-1.0%	+3.4%	-1.8%	+1.6%	-1.6%	+2.5%	-1.3%	+7.9%	-1.1%	+5.7%	-0.7%	+6.6%
January 2008	+0.4%	+4.8%	+0.5%	+2.5%	+0.4%	+2.7%	-22.7%	+5.1%	-25.0%	+2.8%	-26.6%	+3.0%
December 2007	-0.6%	+5.0%	-1.8%	+2.1%	-2.5%	+2.4%	+14.6%	+2.9%	+16.9%	+1.3%	+19.3%	+1.7%
November 2007	+2.1%	+6.8%	+2.7%	+5.1%	+3.1%	+6.5%	+6.2%	+7.3%	+6.9%	+5.1%	+9.2%	+6.4%
October 2007	-0.3%	+5.4%	-0.5%	+2.3%	-0.5%	+2.8%	+4.3%	+5.0%	+4.3%	+3.6%	+3.6%	+3.8%
September 2007	+0.3%	+5.5%	-1.7%	+3.0%	-1.8%	+3.8%	-8.9%	+2.4%	-9.3%	+1.7%	-9.1%	+2.5%
August 2007	-0.1%	+4.4%	+1.0%	+4.6%	+1.2%	+5.1%	+5.0%	+4.1%	+5.9%	+4.9%	+6.4%	+5.7%
July 2007	+0.5%	+5.4%	+0.4%	+6.0%	+0.6%	+7.2%	-2.0%	+4.7%	-2.1%	+5.8%	-1.4%	+6.5%
June 2007	+0.8%	+5.0%	+1.4%	+4.2%	+1.1%	+5.4%	-2.2%	+4.2%	-2.1%	+4.2%	-1.0%	+5.7%
May 2007	+0.8%	+4.1%	+0.3%	+4.4%	+1.0%	+5.3%	+8.9%	+5.0%	+8.2%	+4.6%	+7.1%	+5.7%
April 2007	-0.8%	+3.5%	-2.1%	+1.5%	-1.6%	+3.5%	-3.8%	+0.9%	-4.9%	+1.1%	-5.9%	+3.0%
March 2007	+1.2%	+5.2%	+3.2%	+2.8%	+3.3%	+3.2%	+16.1%	+3.4%	+15.5%	+3.3%	+13.8%	+4.1%
February 2007	+0.4%	+4.3%	-0.9%	+3.6%	-1.4%	+4.6%	-3.8%	+3.5%	-3.8%	+3.8%	-4.0%	+5.1%
January 2007	+0.6%	+4.1%	+0.2%	+3.6%	+0.2%	+4.5%	-24.3%	+3.9%	-26.1%	+4.8%	-27.6%	+5.6%
December 2006	+1.1%	+5.9%	+1.0%	+5.7%	+1.3%	+6.3%	+19.5%	+3.8%	+21.2%	+3.6%	+24.8%	+4.0%
November 2006	+0.8%	+4.6%	+0.0%	+6.1%	-0.5%	+6.8%	+3.9%	+5.4%	+5.3%	+6.1%	+6.6%	+6.9%
October 2006	-0.2%	+2.9%	+0.2%	+5.1%	+0.5%	+5.8%	+1.7%	+3.5%	+2.4%	+4.6%	+2.3%	+4.8%
September 2006	-0.6%	+4.2%	-0.2%	+6.1%	-0.6%	+6.3%	-7.4%	+4.9%	-6.5%	+6.3%	-6.3%	+6.6%
August 2006	+0.9%	+5.5%	+2.4%	+5.3%	+3.2%	+5.7%	+5.6%	+6.6%	+6.7%	+6.0%	+7.3%	+6.3%
July 2006	+0.0%	+6.5%	-1.4%	+5.0%	-1.0%	+5.1%	-2.5%	+6.1%	-3.6%	+4.4%	-2.1%	+4.7%
June 2006	-0.1%	+6.5%	+1.6%	+5.9%	+1.0%	+5.6%	-1.4%	+8.3%	-1.7%	+6.3%	-1.1%	+6.1%
May 2006	+0.1%	+7.7%	-2.4%	+5.8%	-0.8%	+6.0%	+4.6%	+9.9%	+4.6%	+8.0%	+4.3%	+7.5%
April 2006	+0.8%	+6.9%	-0.9%	+5.8%	-1.9%	+4.2%	-1.5%	+6.9%	-2.8%	+5.2%	-4.9%	+4.2%
March 2006	+0.4%	+7.1%	+4.1%	+9.2%	+4.8%	+9.0%	+16.2%	+8.8%	+16.1%	+8.0%	+14.9%	+7.4%
February 2006	+0.2%	+8.0%	-0.9%	+5.9%	-1.5%	+4.4%	-3.4%	+7.6%	-2.9%	+6.4%	-3.5%	+5.2%
January 2006	+2.4%	+8.3%	+2.3%	+6.4%	+1.9%	+5.7%	-24.5%	+7.3%	-26.9%	+5.9%	-28.7%	+5.2%

# MasterCard SpendingPulse™ Terms of Use and Definitions

## Binding Terms of Use

If you do not wish to be bound by the following, you may destroy or discard this copy of this SpendingPulse™ Report and hereby agree not to read or otherwise use it.

The following terms and conditions (the "Additional Terms and Conditions") supplement the agreement ("Agreement") between MasterCard and the applicable MasterCard subscriber ("Subscriber") governing your use of the MasterCard services (the "Services") and form part of the Agreement. You agree to comply with the terms and conditions of the Agreement applicable to Subscriber and that Subscriber is liable for your breach. "SpendingPulse" is a series of macroeconomic data services provided by MasterCard Advisors, LLC ("MasterCard") and made available as part of the Services. All capitalized terms used in the Additional Terms and Conditions and not defined herein, have the meanings given to such terms in the Order Form or the Terms and Conditions.

### Additional Terms and Conditions

1. Subscriber shall use the SpendingPulse text, data, graphics and other content (including this report) (the "SpendingPulse Content") solely in compliance with all applicable statutes, laws, regulations, industry and exchange rules and reputable business practices. Subscriber shall cause all users of the Services pursuant to the Agreement to comply with the terms and conditions of the Agreement applicable to Subscriber and shall be responsible for their non-compliance.
2. Subscriber shall not combine any SpendingPulse Content with any content from Subscriber or third-party sources (i) in any manner that states or suggests that MasterCard or any SpendingPulse Content is endorsing, sponsoring or affiliated with any of Subscriber's or such third party's products or services or (ii) so as to create a commercially available financial product, index or similar item (e.g., the MasterCard SpendingPulse 500 index), if SpendingPulse Content or MasterCard is mentioned publicly as a source for any data included therein. Subscriber shall at all times list MasterCard as the source of all SpendingPulse Content.
3. Subscriber shall not change, obscure or remove any copyright or other notice or legend on or within any SpendingPulse Content. Subscriber agrees that MasterCard owns all rights and intellectual property rights in the SpendingPulse Content and all data, methodologies

and concepts therein. Subscriber will not directly or indirectly question or contest the validity and/or value of the SpendingPulse Content or MasterCard's rights therein.

4. Subscriber acknowledges that SpendingPulse Content (i) contains information available as of the publication date, and MasterCard has no obligation to update the SpendingPulse Content or to advise Subscriber of any change in the data or statements therein; (ii) is presented by MasterCard alone, and no other persons (including any other MasterCard affiliates) are involved in the presentation; and (iii) is intended solely as a research tool for informational purposes and not as investment advice or specific recommendations for any particular action or investment.  
**SUBSCRIBER ACKNOWLEDGES THAT IT SHALL USE THE SPENDINGPULSE CONTENT IN A MANNER BASED UPON ITS OWN DETERMINATION AND EVALUATION OF THE INFORMATION CONTAINED THEREIN, AND MASTERCARD SHALL NOT BE RESPONSIBLE FOR SUCH USE. SUBSCRIBER ACKNOWLEDGES THE DISCLAIMER AND ALL OTHER TERMS AND CONDITIONS SET FORTH ON THIS PAGE.**
5. MasterCard reserves the right to modify or supplement the Agreement and to impose new or additional terms and conditions on Subscriber's use of the SpendingPulse Content. If Subscriber objects to such terms or conditions, its sole and exclusive remedy shall be to terminate all use of the SpendingPulse Content.
6. MasterCard shall be a third party beneficiary of the Agreement and the Agreement shall inure to the benefit of and be enforceable by MasterCard directly against Subscriber. Paragraphs 4, 6 and 7 of the Additional Terms and Conditions shall survive termination or expiration of the Agreement. To the extent there is a conflict between these Additional Terms and Conditions and any other provision of the Agreement, these Additional Terms and Conditions shall control (solely with respect to the SpendingPulse Content).

## Definitions

**Data in this Report:** A macro-economic indicator, SpendingPulse reports on national retail sales and is based on aggregate sales activity in the MasterCard payments network, coupled with estimates for all other payment forms, including cash and check. MasterCard SpendingPulse does not represent MasterCard financial performance. SpendingPulse is provided by MasterCard Advisors, the professional services arm of MasterCard Worldwide.

**Data Views in this Report:** All data views in this report are based on a regular calendar month (beginning on the first day of the month and ending on the last day of the month).

**Regional Definitions:** The states included in the SpendingPulse™ geographic regions are: Northeast: ME, NH, MA, VT, RI, CT, NY; Mid-Atlantic: PA, NJ, DE, MD, VA, DC; Southeast: NC, SC, GA, FL, AL, TN; North Central: WV, OH, KY, IN, MI, IL, WI; South Central: TX, OK, AR, LA, MS; Great Plains: ND, SD, NE, KS, MN, IA, MO; Mountain: CO, UT, WY, ID, MT, AZ, NM, NV; Pacific: CA, OR, WA

Note that U.S. Aggregate data contain a small amount of additional data that is not included in the U.S. continental states and regions. Regional data contains results for all listed states although state-level detail is not presented.

**Revisions:** SpendingPulse™ occasionally makes adjustments to our statistical estimation techniques and may restate historic data.

**Disclaimer: SPENDINGPULSE™ REPORTS (INCLUDING THIS REPORT) AND CONTENT OR PORTIONS THEREOF MAY NOT BE ACCESSED, DOWNLOADED, COPIED, MODIFIED, DISTRIBUTED, USED OR PUBLISHED IN ANY FORM OR MEDIA, EXCEPT AS AUTHORIZED BY MASTERCARD. SPENDING PULSE REPORTS AND CONTENT ARE INTENDED SOLELY AS A RESEARCH TOOL FOR INFORMATIONAL PURPOSES AND NOT AS INVESTMENT ADVICE OR RECOMMENDATIONS FOR ANY PARTICULAR ACTION OR INVESTMENT AND SHOULD NOT BE RELIED UPON, IN WHOLE OR IN PART, AS THE BASIS FOR DECISION-MAKING OR INVESTMENT PURPOSES. SPENDINGPULSE™ REPORTS AND CONTENT ARE NOT GUARANTEED AS TO ACCURACY AND ARE PROVIDED ON AN "AS IS" BASIS TO AUTHORIZED USERS, WHO REVIEW AND USE THIS INFORMATION AT THEIR OWN RISK.**

**Additional information:** SpendingPulse™ is published by MasterCard Advisors™, LLC. Additional information is available at [www.SpendingPulse.com](http://www.SpendingPulse.com) or email [Spendingpulse\\_support@mastercard.com](mailto:Spendingpulse_support@mastercard.com). © 2007-2008 MasterCard Advisors, LLC. All rights reserved.